

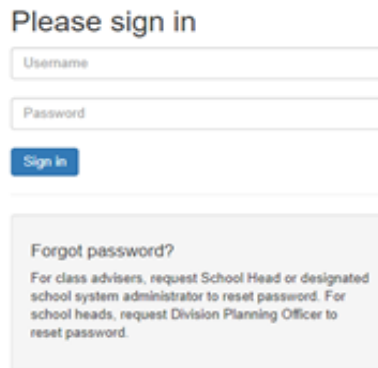
Tagging of SHSEC

Reminders:

- This tagging facility is only available for Grade 12 learners enrolled in 2nd semester in all sectors.

Steps:

1. Go to LIS website <http://lis.deped.gov.ph/> and login **using the School user account**.



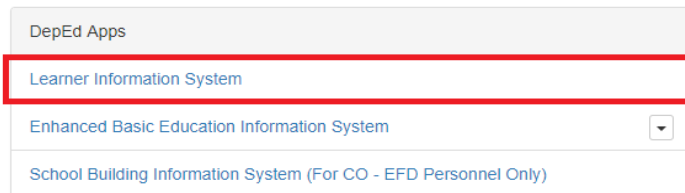
Please sign in

Username

Password

Forgot password?
For class advisers, request School Head or designated school system administrator to reset password. For school heads, request Division Planning Officer to reset password.

2. Once logged-in, click the Learner Information System link.



DepEd Apps

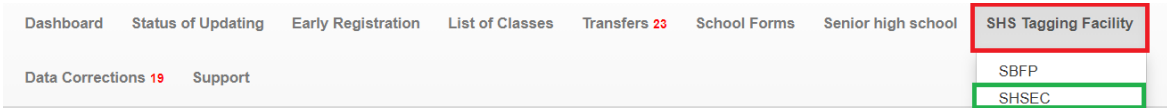
Learner Information System

Enhanced Basic Education Information System

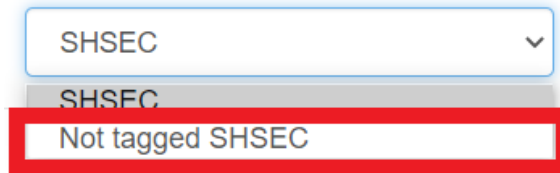
School Building Information System (For CO - EFD Personnel Only)

Steps:

3. In the Dashboard, click the **SHS Tagging Facility** tab. Then, click **SHSEC**.




4. Select **Not tagged SHSEC** from the dropdown.



5. Click the **pencil** icon alongside the learners' profile to be updated.

Masterlist

- PHE - Pursuing Higher Education
- PAT - Pursuing Advanced TVL
- WOR - Work or Employment
- SAB - Start a business

Enrolment					
#	Learner	Gender	Date of official enrolment	SHSEC	Option
1		M	02/15/21	PAT	Profile 

Steps:

6. Select the appropriate **exit program** and click **Submit** button.

SHSEC

Pursuing Higher Education
 Pursuing Advanced TVL
 Work or Employment
 Start a business

A notification message will be displayed once successfully updated.

Learner updated

7. To see the list of learners' who were already tagged with their respective Exit Program will be listed, click the SHSEC in the dropdown.

SHSEC Grade / Classes SHSEC

Masterlist

- PHE - Pursuing Higher Education
- PAT - Pursuing Advanced TVL
- WOR - Work or Employment
- SAB - Start a business

Enrolment					
#	Learner	Gender	Date of official enrolment	SHSEC	Option
1		M	02/15/21	PAT	Profile
2		F	02/26/21	PHE	Profile