

Tagging of Honors

Reminders:

- This facility is only available to Grade 6 and Grade 10 learners in public schools.
 - Promoted with Honors
 - Promoted with High Honors
 - Promoted with Highest Honors

Steps:

1. Go to LIS website <http://lis.deped.gov.ph/> and login **using the School user account.**

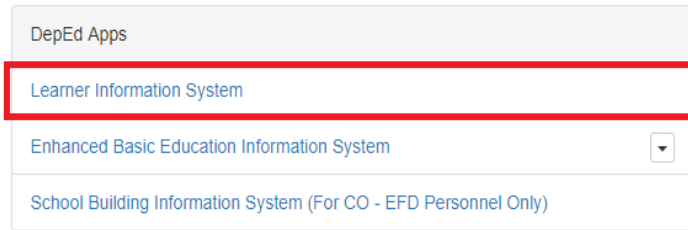
Please sign in

Forgot password?

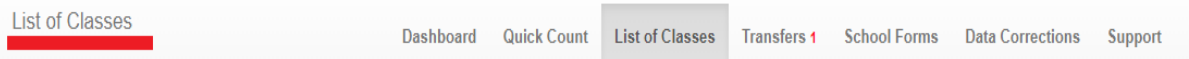
For class advisers, request School Head or designated school system administrator to reset password. For school heads, request Division Planning Officer to reset password.

Steps:

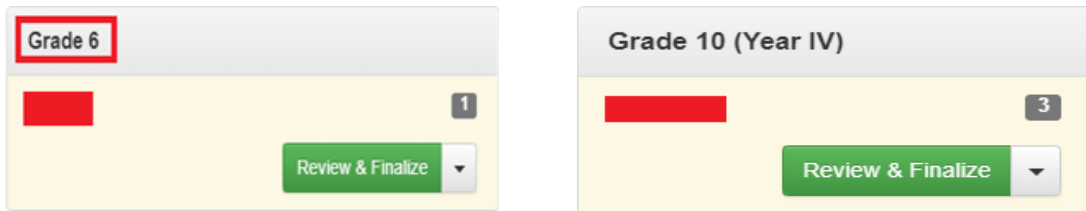
- Once logged-in, click the Learner Information System link.




- In the Dashboard, click the **List of Classes** tab.



- Click Grade 6 or Grade 10 class.



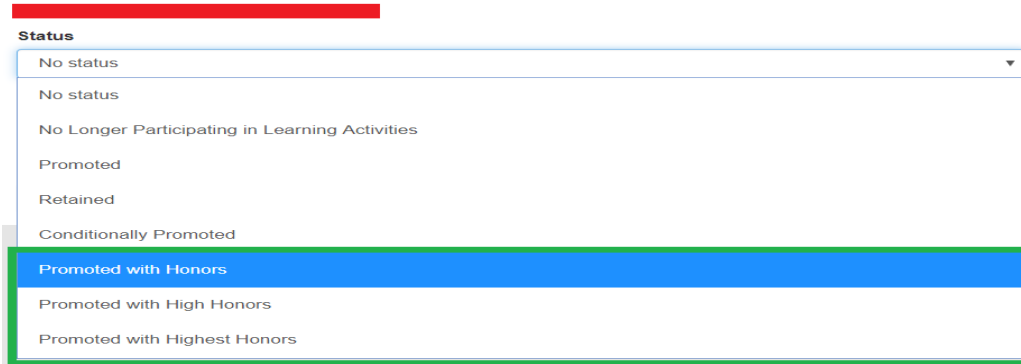
- Click the **pencil** icon alongside the learner's name to be updated.

5	[Redacted]	F	09/11/20	 No status	Profile
---	------------	---	----------	---	---------

Steps:

- Under **Status** dropdown, select the appropriate status of the learner.

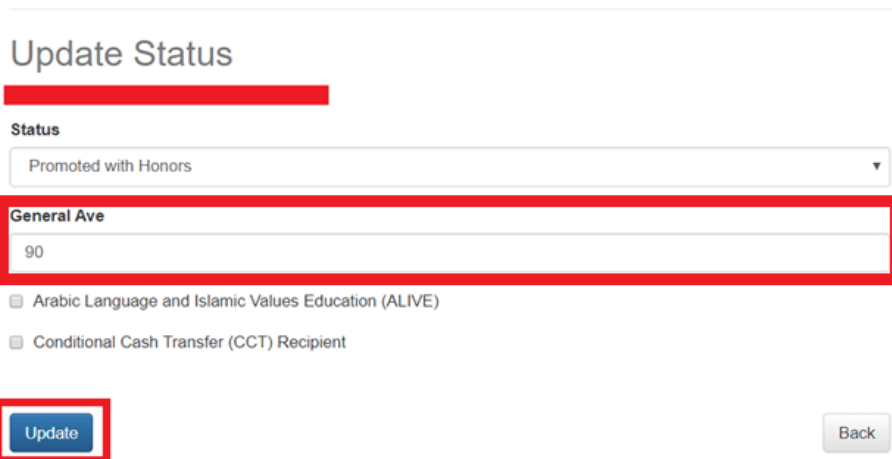
Update Status



Status

- No status
- No status
- No Longer Participating in Learning Activities
- Promoted
- Retained
- Conditionally Promoted
- Promoted with Honors**
- Promoted with High Honors
- Promoted with Highest Honors

- Input the **General Average** of the learner. Then, click the **Update** button.



Update Status

Status

Promoted with Honors

General Ave

90

Arabic Language and Islamic Values Education (ALIVE)

Conditional Cash Transfer (CCT) Recipient

Update Back

Steps:

A notification message will be displayed once successfully updated.

Learner status updated.

The learner's updated status and General Ave will reflect in the masterlist.

Enrolment					
#	Learner	Gender	Date of Official Enrolment	Status	GenAve
1		M	09/11/20	Promoted with Honors	90